
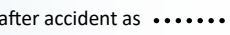

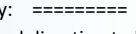



INDICATE ON THIS DIAGRAM WHAT HAPPENED  
Use one of these outlines to sketch the scene of  
your accident, writing in the street or highway  
names or numbers.

1. Number each vehicle and show direction of travel by arrow: 
2. Use solid line to show path before accident and dotted line after accident as ..... 
3. Show pedestrian by: 
4. Show railroad by: ===== 
5. Show distance and direction to landmarks: identify landmarks by name or number
6. Indicate north by arrow as: 

Date of Accident \_\_\_\_\_ Time \_\_\_\_\_  
Location (include intersection) \_\_\_\_\_



Atlanta Sports & Injury Center for Rehab

1325 Rock Quarry Road  
Suite 100  
Stockbridge, GA 30281

Phone: (770) 909-0590  
E-mail: asicrehab@gmail.com

INSTRUCTIONS TO FOLLOW

# IN CASE OF AN AUTOMOBILE ACCIDENT

Valuable Information  
For  
You and Your Family

*Keep this in your  
glove compartment at all times*

Provided By:



*Simplifying Life After an Accident*

WITNESSES

Name \_\_\_\_\_

Address \_\_\_\_\_  
\_\_\_\_\_

Phone # \_\_\_\_\_

Name \_\_\_\_\_

Address \_\_\_\_\_  
\_\_\_\_\_

Phone# \_\_\_\_\_

SPECIAL CONDITIONS (circle below)

Weather: Clear Raining Fog

Visibility: Daylight Dawn Darkness

Road \_\_\_\_\_

Traffic: light moderate heavy parked

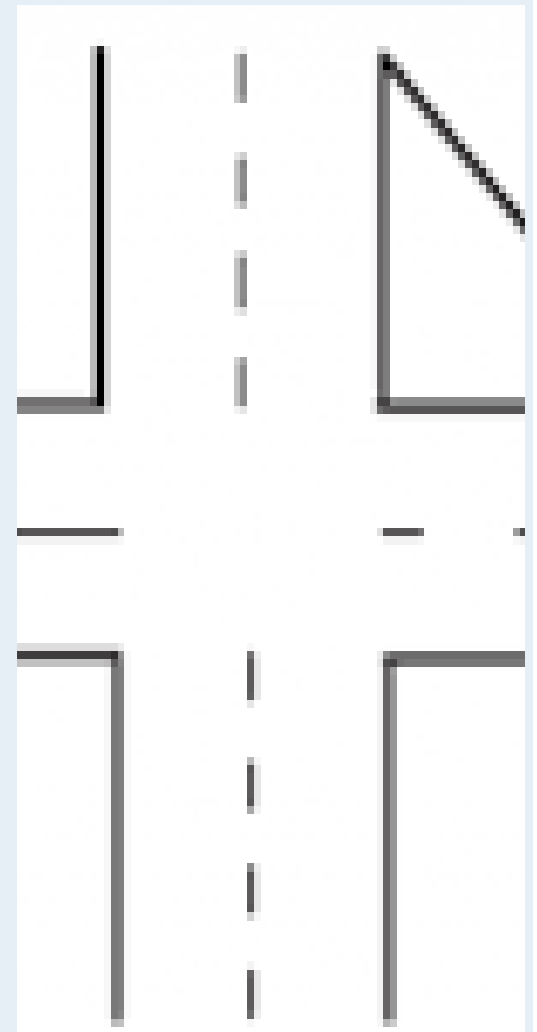
Name and address of wrecker that  
removed other car \_\_\_\_\_  
\_\_\_\_\_

Other driver was attempting to: \_\_\_\_\_  
\_\_\_\_\_

Speed of your car before accident \_\_\_\_\_

Was either driver turning? Yes No

If at night, were other driver's lights  
on? Yes No



Additional Notes: \_\_\_\_\_  
\_\_\_\_\_  
\_\_\_\_\_  
\_\_\_\_\_  
\_\_\_\_\_

**FOREWARD**

This pamphlet is to be used solely as a guide. If you have any legal problem, consult your attorney. Report to your insurance company promptly; failure to do so may affect your rights under your policy.

**YOUR INSTRUCTIONS AT THE SCENE OF THE ACCIDENT:****STOP**

- Stop immediately and as close to the location of the accident as possible. State law requires it.

**ASSIST THE INJURED**

- Check immediately for injured persons.
- If necessary, call 911 to request an ambulance
- Do not move the injured person

**PROTECT THE SCENE**

- Warn approaching vehicles with emergency flashers, flares, reflectors or even a flashlight.

**CALL AN OFFICER**

- Notify the police, or county or state law officers at once. This is the law and the official report may be helpful later.

**COMMENTS**

- Do not comment on the accident
- Keep notes and information to yourself
- Admit nothing and sign nothing; never volunteer, "I have insurance."

**ASSIST THE OFFICER**

- Remain calm at the scene until the officer arrives
- Cooperate by advising officer of the basic facts. No one can force you to give an opinion.
- Any statement you make may be used as an admission. You have the right to consult a lawyer as soon as possible.

**IDENTIFY THE OTHER DRIVER**

Obtain the other driver's personal data to include:

- Full name and address
- Vehicle registration number.
- Insurance company and policy number
- Driver's license and license plate number
- Type, color and model of vehicle
- Location of accident (street names)

**WITNESSES**

- Obtain names and addresses of any and all witnesses.
- Ask witnesses to sign a statement concerning the accident. (Always keep a pencil and pad, as well as this folder, in your glove compartment.)

**TAKE NOTES, FILL OUT ACCIDENT INFORMATION FORM AND DIAGRAM**

- Make your own written notes on all significant circumstances concerning accident.
- Step off exact distances of skid marks and other important details.
- Be certain that you can later point out where the vehicles collided and where they stopped.
- Take pictures to preserve skid marks, position of cars and other physical evidence that will disappear.
- Fill out the accident information form and diagram in this folder.

**ARRESTS**

- Arrest of the other party or yourself does not necessarily indicate liability. It cannot ordinarily be used in a damage suit.

**WHEN TO LEAVE THE SCENE**

- Unless injuries impel you to do otherwise, do not leave the scene of the accident until you have completed the previously outlined procedure.

**CALL ASIC REHAB NOW  
(770) 909-0590**

- Serious and costly injuries do not always result in immediate pain or bloodshed. Aside from the more dramatic wounds which require surgery or hospitalization, other serious and costly injuries may result from auto accidents. A thorough examination by a chiropractic doctor is a wise precaution to determine the presence or absence of "hidden" injuries.

Our Auto Injury Specialists are particularly well qualified to detect and treat a wide variety of injuries of the spine, nerves and other related structures.

Automobile liability and medical pay insurance will normally pay for your chiropractic examination and treatment. A review of your policies should be made to determine if this care can be yours if and when you need it.

**INFORM YOUR INSURANCE COMPANY**

- Make a complete report to your insurance company. Failure to make a prompt and accurate report may affect your rights.

This pamphlet is issued to the public for informational purposes. It is not intended to advise anyone on legal problems but it is merely to guide as to what procedures to take at the time of an automobile accident. No person should ever attempt to apply or interpret any law without the aid of a lawyer.

**ACCIDENT INFORMATION**THE OTHER DRIVER

Name \_\_\_\_\_ Age \_\_\_\_\_

Address \_\_\_\_\_

City \_\_\_\_\_ State \_\_\_\_\_

Phone No. \_\_\_\_\_

Driver's License # \_\_\_\_\_

Make of car \_\_\_\_\_ Year \_\_\_\_\_

License # \_\_\_\_\_

Parts Damaged \_\_\_\_\_

Insurance Carrier \_\_\_\_\_

INJURED IN OTHER CAR

Specify: \_\_\_ Driver \_\_\_ Passenger \_\_\_ Pedestrian  
other \_\_\_\_\_ # In Vehicle \_\_\_\_\_

PASSENGERS IN OTHER CAR

#1 Name \_\_\_\_\_

Address \_\_\_\_\_

Phone \_\_\_\_\_

#2 Name \_\_\_\_\_

Address \_\_\_\_\_

Phone \_\_\_\_\_

#3 Name \_\_\_\_\_

Address \_\_\_\_\_

Phone \_\_\_\_\_